



SCFD Education Programs and Activities STEPS Project Report 2014

SCFD Board of Directors Meeting
January 22, 2015

Project goals

- ▶ To find the number of schools that were served by SCFD orgs
- ▶ To find the extent to which these schools were served
- ▶ To identify the individual schools that were not served by orgs



County features

- ▶ In some cases, the school district and county are one and the same, e.g. Denver, Douglas, Jefferson
- ▶ In other cases, there are multiple districts within a given county, e.g. Adams (7), Arapahoe (7), Boulder (2). Broomfield schools are served by 3 other counties' districts.
- ▶ The numbers reflect quantitative data, not qualitative data; organizations do not collect qualitative data



Number of districts and schools per county varies*

- ▶ Adams – 7 districts – 156 schools / 93212 total students**
- ▶ Arapahoe – 7 districts – 169 schools / 125071 total students
- ▶ Boulder – 2 districts – 112 schools / 66108 total students
- ▶ Broomfield – 3 districts (Adams 12 Five Star, BVSD, Jefferson County SD) – 20 schools / 342 private students***
- ▶ Denver – 1 district – 242 schools / 95974 total students
- ▶ Douglas – 1 district – 77 schools / 57369 total students
- ▶ Jefferson – 1 district – 207 schools / 91327 total students

- These numbers are from the SCC list and do not
- match exactly the SCFD reported numbers

**Total students from public and private schools

*** Broomfield public students are captured in Boulder, Jefferson and Adams county numbers

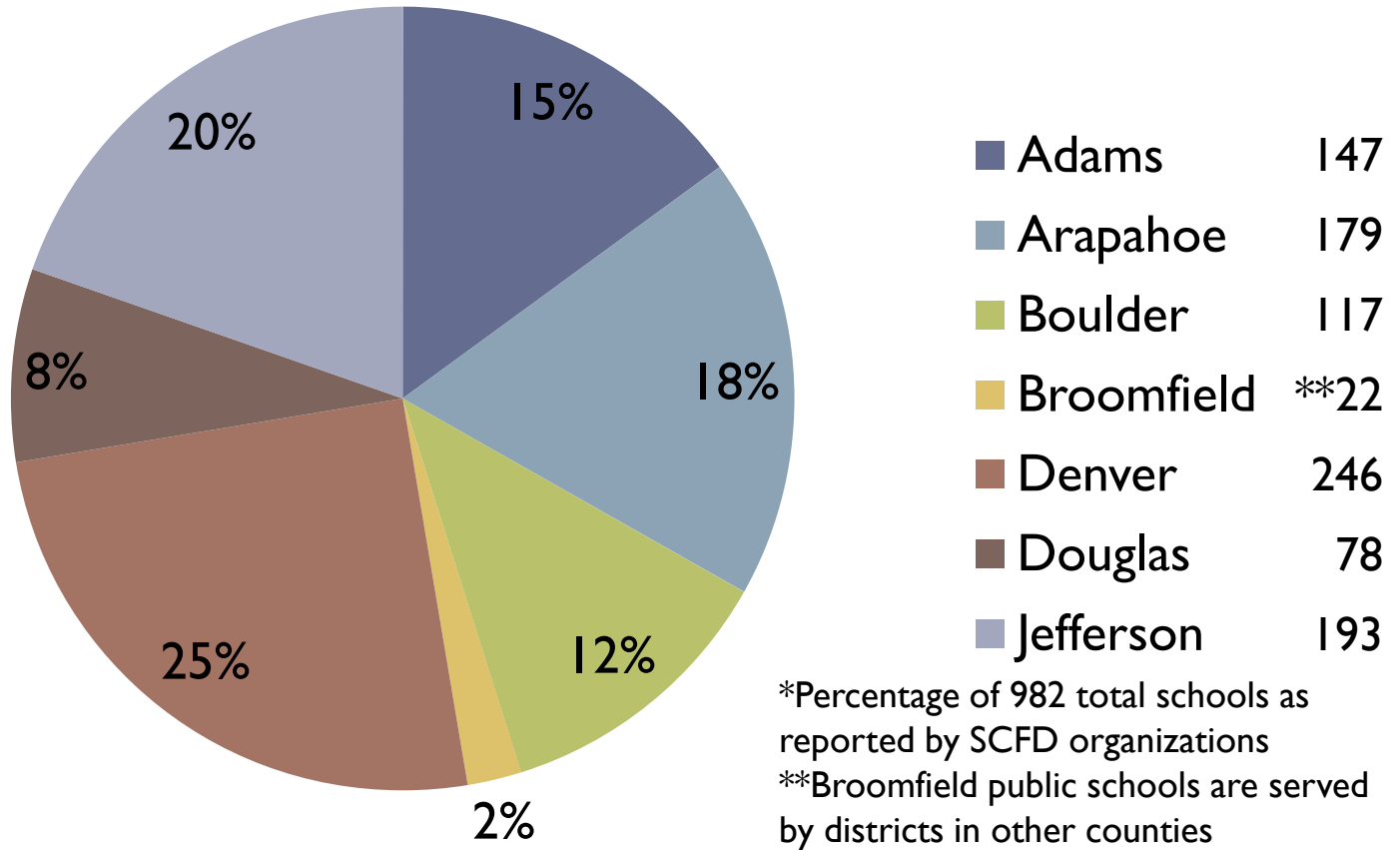


Sources of data

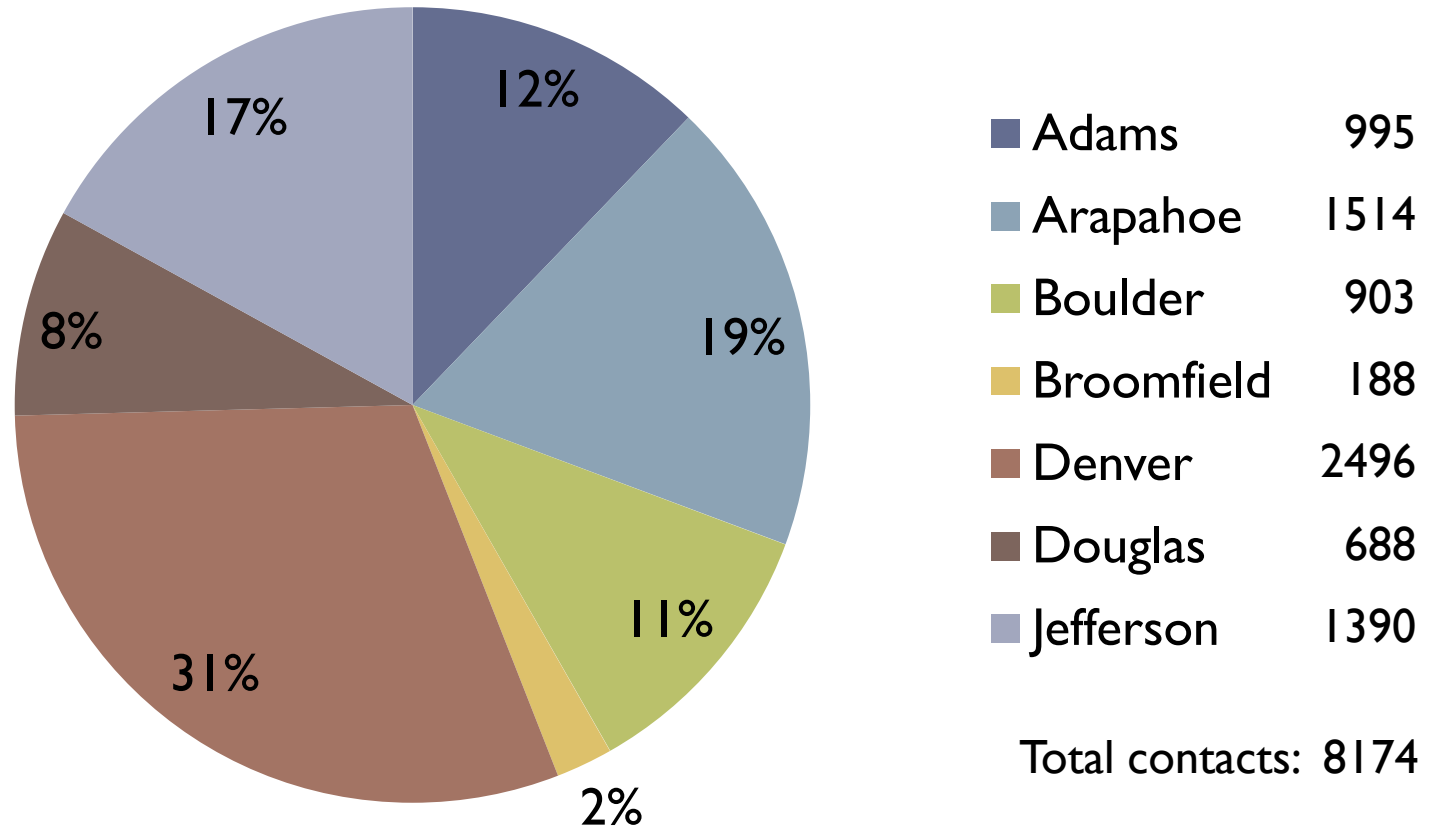
- ▶ Data were collected from data in and attachments to the 2013 Final Grant Reports and Certification Reports
- ▶ Two sources of data were compared to get these results:
 - ▶ A combined 346 documents recording school contacts were submitted by SCFD-funded organizations with records of school visits; documents included Excel, Word and PDF documents
 - ▶ The SCC master school list, which has the official record of every school in the seven counties
- ▶ This report represents 70 hours of data analysis and 8175 lines of Excel data



Total schools by county*



Percentage of total SCFD contacts by county

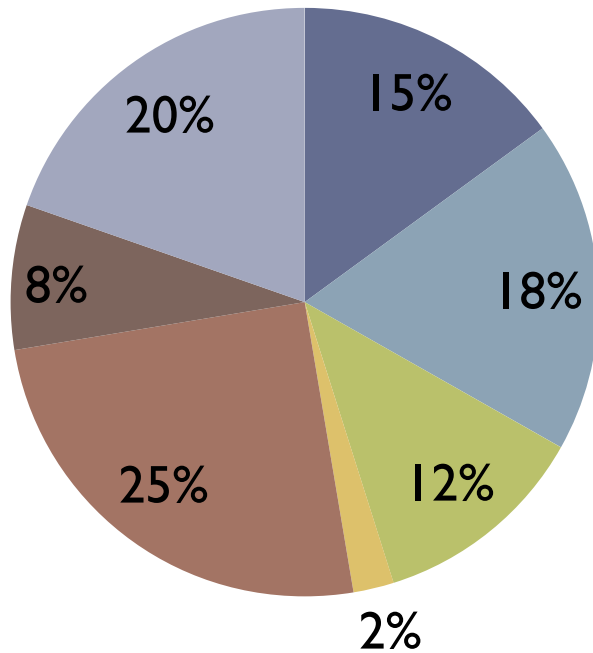


Results

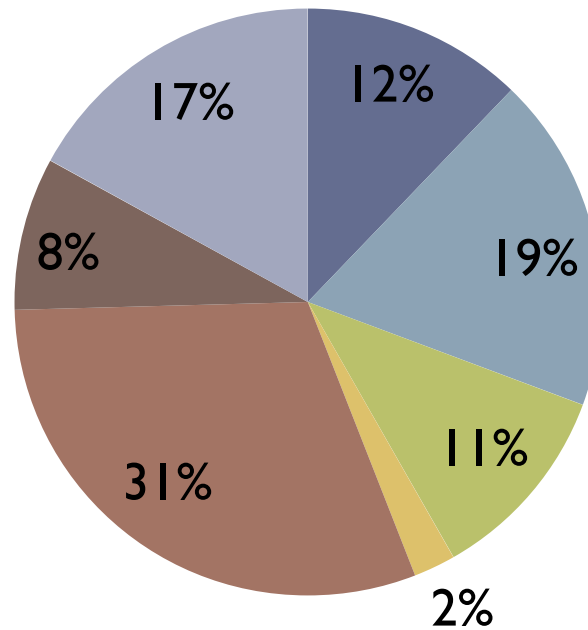
- ▶ **This data was calculated by comparing the # of schools to # of contacts**
- ▶ **Counties with fewer school contacts:**
 - Adams – 15% of all schools, 12% of contacts**
 - Boulder - 12% of schools, 11% of contacts**
 - Jefferson - 20% of schools, 17% of contacts**
- ▶ **Counties with equivalent contacts:**
 - Broomfield - 2% of schools, 2% of contacts**
 - Douglas – 8% of schools, 8% of contacts**
- ▶ **Counties with more contacts:**
 - Arapahoe - 18% of schools, 19% of contacts**
 - Denver - 25% of schools, 31% of contacts**



Comparison



Schools by County



Contacts

- Adams
- Arapahoe
- Boulder
- Broomfield
- Denver
- Douglas
- Jefferson

Total: 8174 school contacts



Summary*

- ▶ Schools are accessing SCFD organizations in an amount that is mostly proportional to each county's total number of schools
 - ▶ This evidences relationship-building between schools and orgs
- ▶ Multiple visits to one organization by an individual school may also affect the percentages
- ▶ This means that some participating schools are likely served more than others

*Schools that SCFD organizations served, but that were not part of the master list, were added to get these numbers

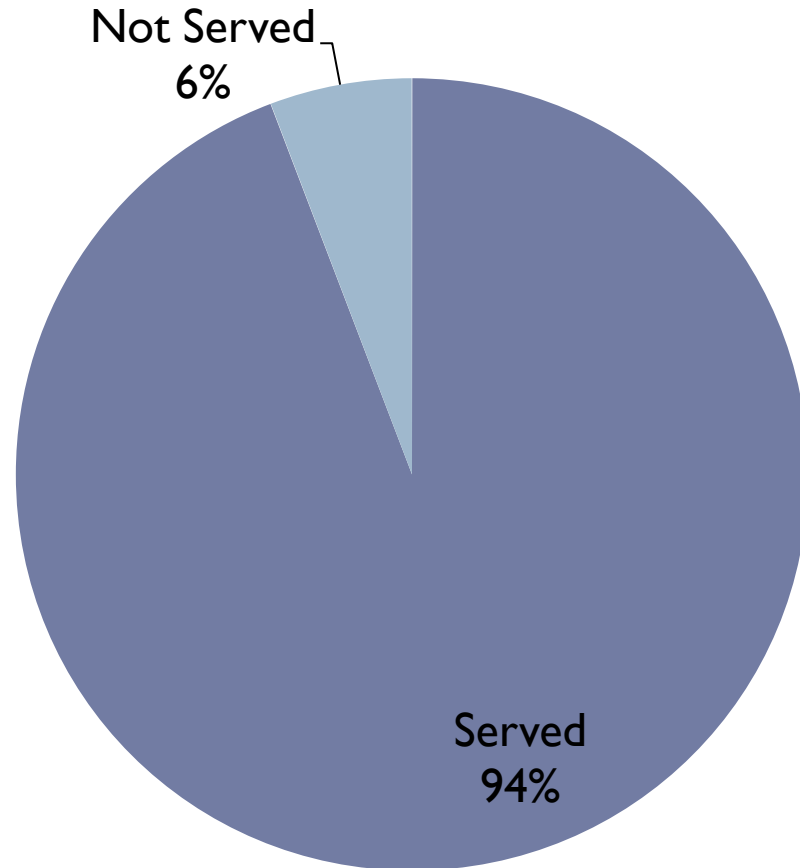


Schools served by SCFD organizations

Total Schools: 982

Schools served: 925

Schools not served: 57



Schools that were not served

Adams – 9/147

Arapahoe – 5/179

Boulder – 11/117

Broomfield – 2/22

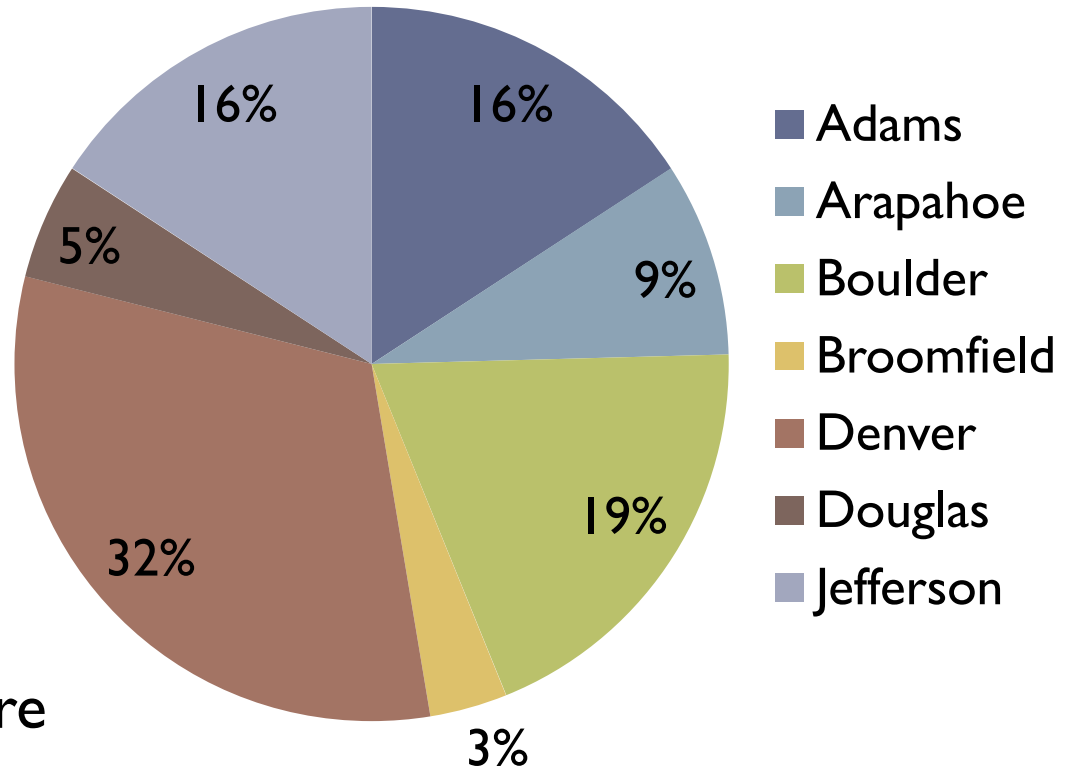
Denver – 18/246

Douglas – 3/78

Jefferson – 9/193

Total: 57/982 schools were
not served

Percentage by county of the 57 schools not served



Observations

- ▶ Denver has a significantly higher percentage of schools with no record of visiting SCFD organizations this year (32%)
 - ▶ Even though Denver also has the highest percentage of contacts with schools
- ▶ Denver has a higher number of alternative schools, which could account for this percentage



Questions?

