



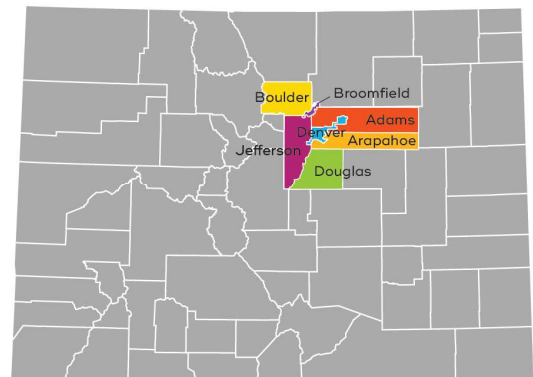
**We Fund Culture.**

**SCFD**

SCFD is the Scientific and Cultural Facilities District, a sales & use tax collected and distributed to nearly 300 cultural organizations in our seven-county Denver metro region. Culture creates vibrancy for us individually and collectively. It gives our kids a unique perspective and understanding of the world. It inspires all of us to get off the couch, discover the radical and the beautiful, and stretches our capacity to be transformed. Through our diverse, local culture, we come together, we come to new ideas, we come to our senses. Beginning with taxpayers and with the expert shepherding of the SCFD, our collective mission is simple: **We fund culture.**

## WHAT IS IT AND HOW DOES IT WORK?

- ▶ **1 cent** in sales tax on **\$10 spent** goes to the district
- ▶ **\$84 million in 2023** - supported nearly **300** organizations of all sizes in all seven district counties
- ▶ SCFD is the only cultural funding model in the nation that serves a region of seven counties.



<b>13,551</b> creative sector jobs*	<b>WHAT'S THE IMPACT?</b>	
<b>3.8 million</b> children engaged* 	<b>300</b> organizations funded	<b>30+ years</b> of voter approval
<b>\$2.6 billion</b> in total economic activity*	<b>5 million</b> people enjoyed free cultural experiences	<b>\$83 million</b> in grants to cultural organizations

\*From CBCA's 2022 Economic Activity Study of Metro Denver Culture

Learn more at [scfd.org](https://scfd.org)




**We Fund Culture.**

**SCFD**

# SCFD All Grown Up

## 1989

- 6 counties
- 1.8M Population
- 134 Organizations
- 14M distribution



## 2024

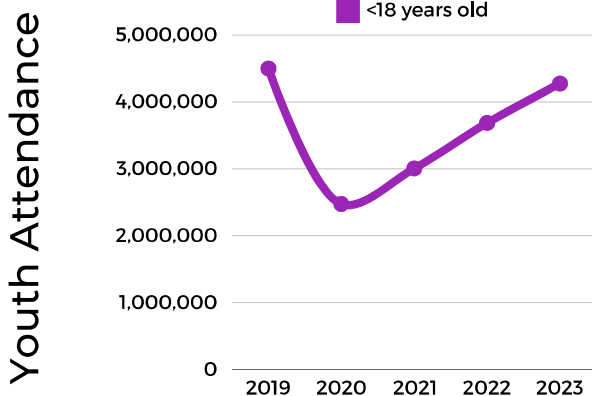
- 7 counties
- 3.2M Population
- 300 Organizations
- 84M distribution

## ATTENDANCE

2019 was the second highest attendance recorded in SCFD history at just over 16M connections.

Due to the pandemic total attendance in 2020 dropped to 9.4M, the lowest since 1997. However, organizations found creative ways to still connect virtually, and most of it was free!

In-person attendance at cultural events began has rebounded in 2023, with 17.9M engagements across SCFD funded organizations.



## EMPLOYMENT

During the first year of the pandemic, 27.6% of jobs in the cultural sector were lost.

However, by 2022, cultural organizations employed 13,551 people, a 39.9 percent increase from 2020 and a 1.2 percent increase from 2019! The number of paid, full-time positions in organizations also increased, contributing to job creation in the metro Denver area.

## ECONOMIC ACTIVITY

\$2.6 billion in economic activity was attributed to the Metro Denver cultural sector in 2022. This represents a 13.6 percent increase since 2019, a post-pandemic rebound for the sector!

The economic impact associated with the cultural sector was 83.6 percent higher than in 1993. Tourism revenue increased in 2022 alongside state and local tax revenue growth. In addition, audience-related expenditures increased as audiences enjoyed local lodging and dining alongside their cultural experiences.